

Boori

Provence



Convertible Plus™ Cot bed

普罗旺斯转换+型婴童床



**IMPORTANT:
PLEASE READ THE INSTRUCTIONS CAREFULLY
AND KEEP FOR FUTURE REFERENCE**

重要：请仔细阅读此说明书，并妥善保管以便日后参考。

B-PRCP

Boori Australia Pty Ltd
 26 Peter Brock Drive
 Eastern Creek Sydney
 NSW 2766 Australia
 Tel: +61 2 9833 3769
 Fax: +61 2 9673 4240
 www.boori.com.au

Boori (Europe) Ltd
 Unit 1 Riverside House,
 Mill Lane, Newbury,
 Berkshire, RG 14 5QS UK
 Tel: +44 016 3529 5670
 Fax: +44 016 3587 7552
 www.boori.co.uk

Halim & Boori Company
 10F. Halim INT'L B/D, #1674-4,
 Seocho-Dong, Seocho-Gu,
 Seoul, Korea
 Tel: +82 2598 1470
 Fax: +82 2583 8885
 E-mail: ted@boori.co.kr
 Postal code: 137-725.

ブーリジャパン株式会社
 〒141-0031
 東京都品川区西五反田
 7-22-17 TOCビル5F
 TEL: 03-6420-0024
 EMAIL: info@boori.co.jp
 HP: www.boori.jp

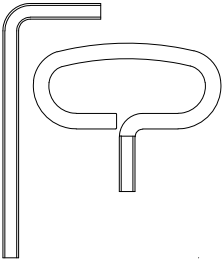

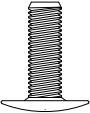

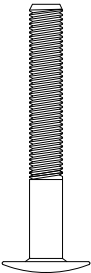

上海薇奈莎商贸有限公司
 博瑞儿童用品（上海）有限公司
 上海市青浦区徐泾镇华徐公路577号
 VEG微格创意园A8-10室
 邮编: 201702
 电话: +86 21 5296 6600
 传真: +86 21 5296 6636
 网址: www.boori.com.cn

Provence Convertible Plus™ Cot bed (B-PRCP)

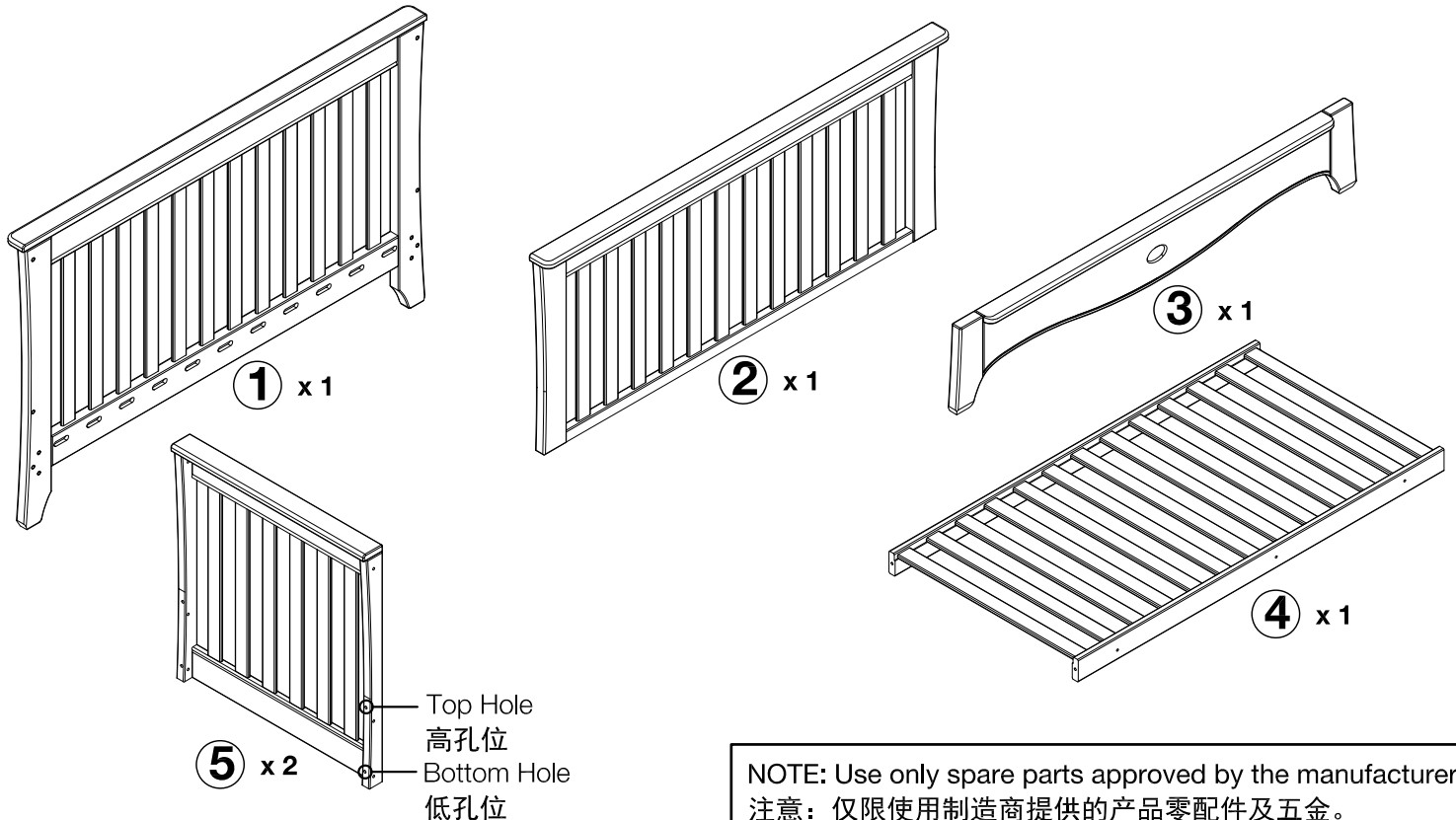
Dimensions (External / 外径): 1470mm*842mm*905mm
 产品规格 (Internal / 内径): 1330mm*702mm

Main Materials: Australian Araucaria, American Sycamore
 主要材质: 澳洲南洋杉, 美国凤凰木

Hardware / 五金单

A x 2	B x 12	C x 12	D x 4	E x 12	F x 4
					
	M6*14mm	M6*18mm	M6*40mm	M6*47mm	M6*80mm

Parts List / 部件清单



NOTE: Use only spare parts approved by the manufacturer.
 注意: 仅限使用制造商提供的产品零配件及五金。

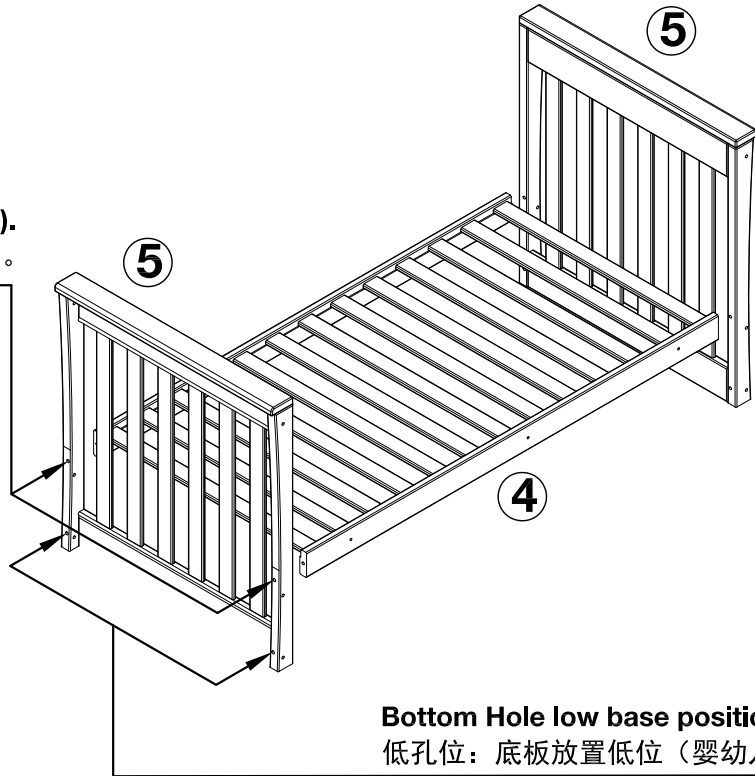

Assembly / 安装说明

1



Top Hole high base position(for newborn).
高孔位：底板放置高位（新生儿使用位置）。

F x 4




Bottom Hole low base position(for baby).
低孔位：底板放置低位（婴幼儿使用位置）。



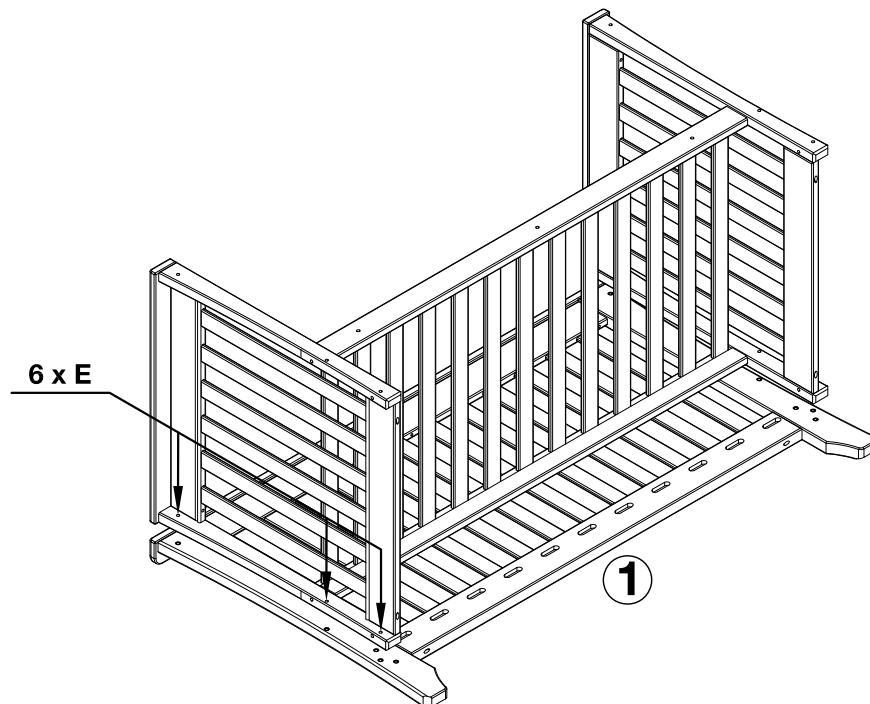
Base should be lowered to this position before child is able to sit up.
当婴幼儿能坐起时改到床底板低孔位。

2

E x 6

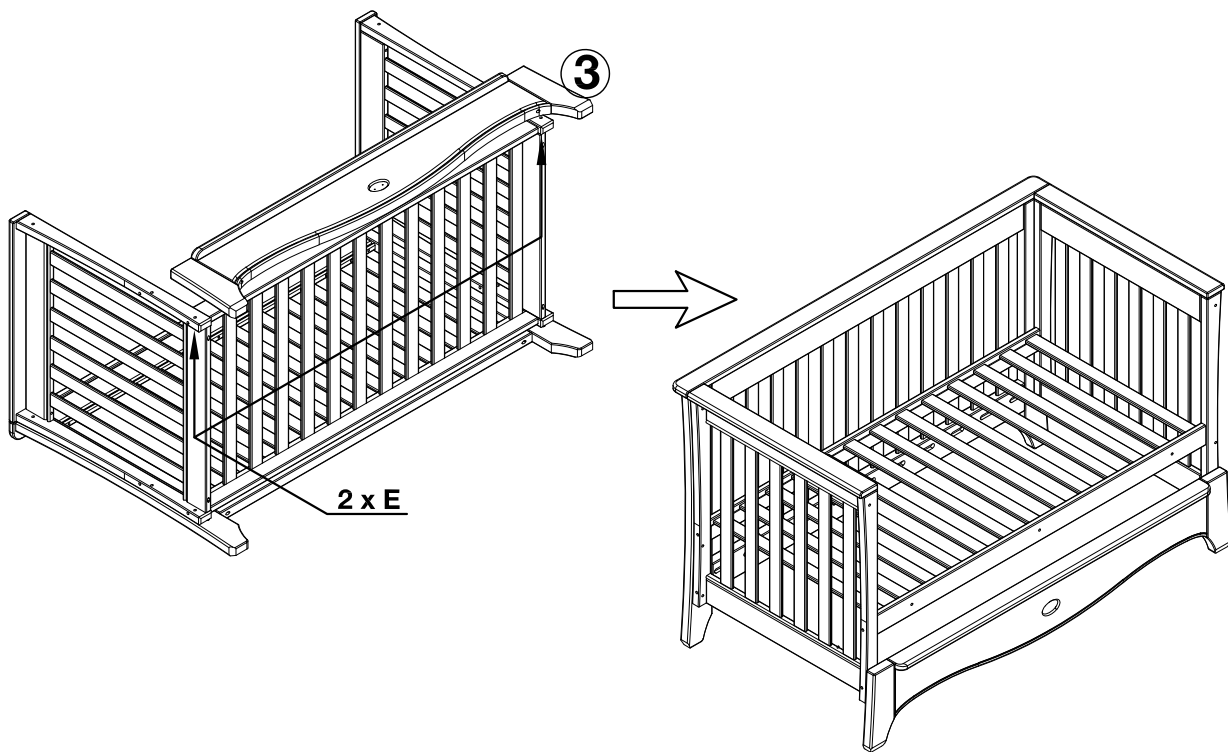


6 x E




Assembly / 安装说明

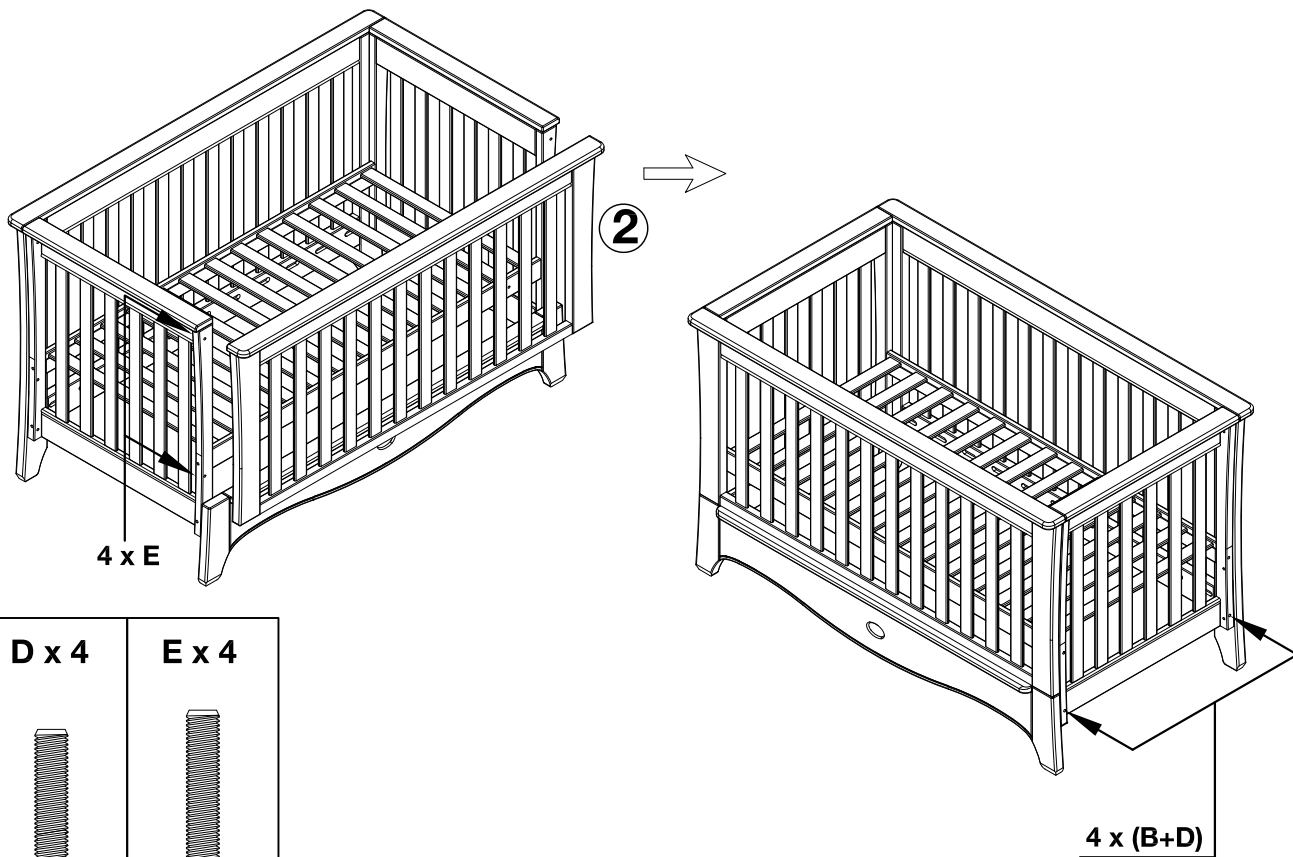
3



E x 2




4




B x 4



D x 4



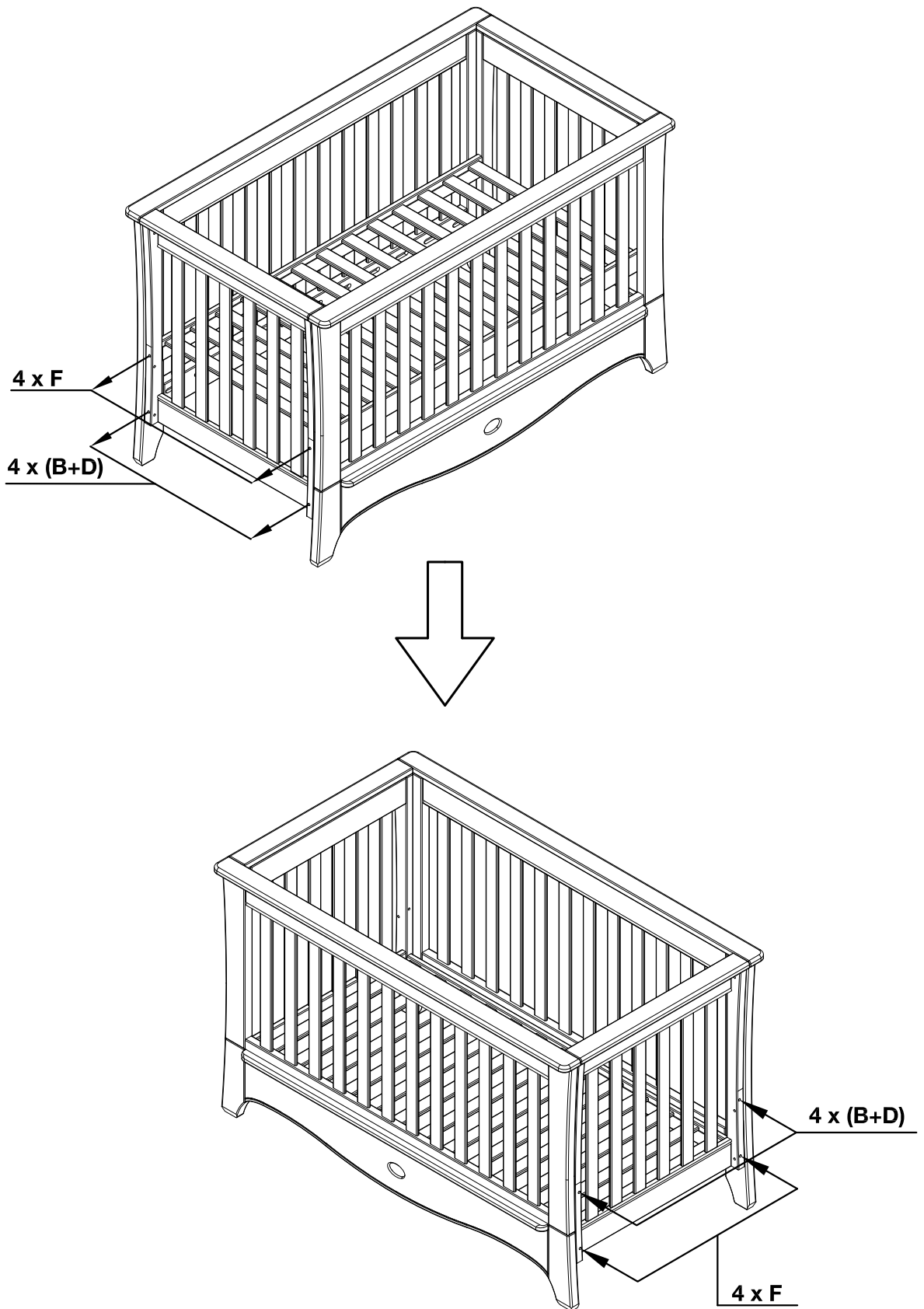
E x 4



Assembly / 安装说明

5

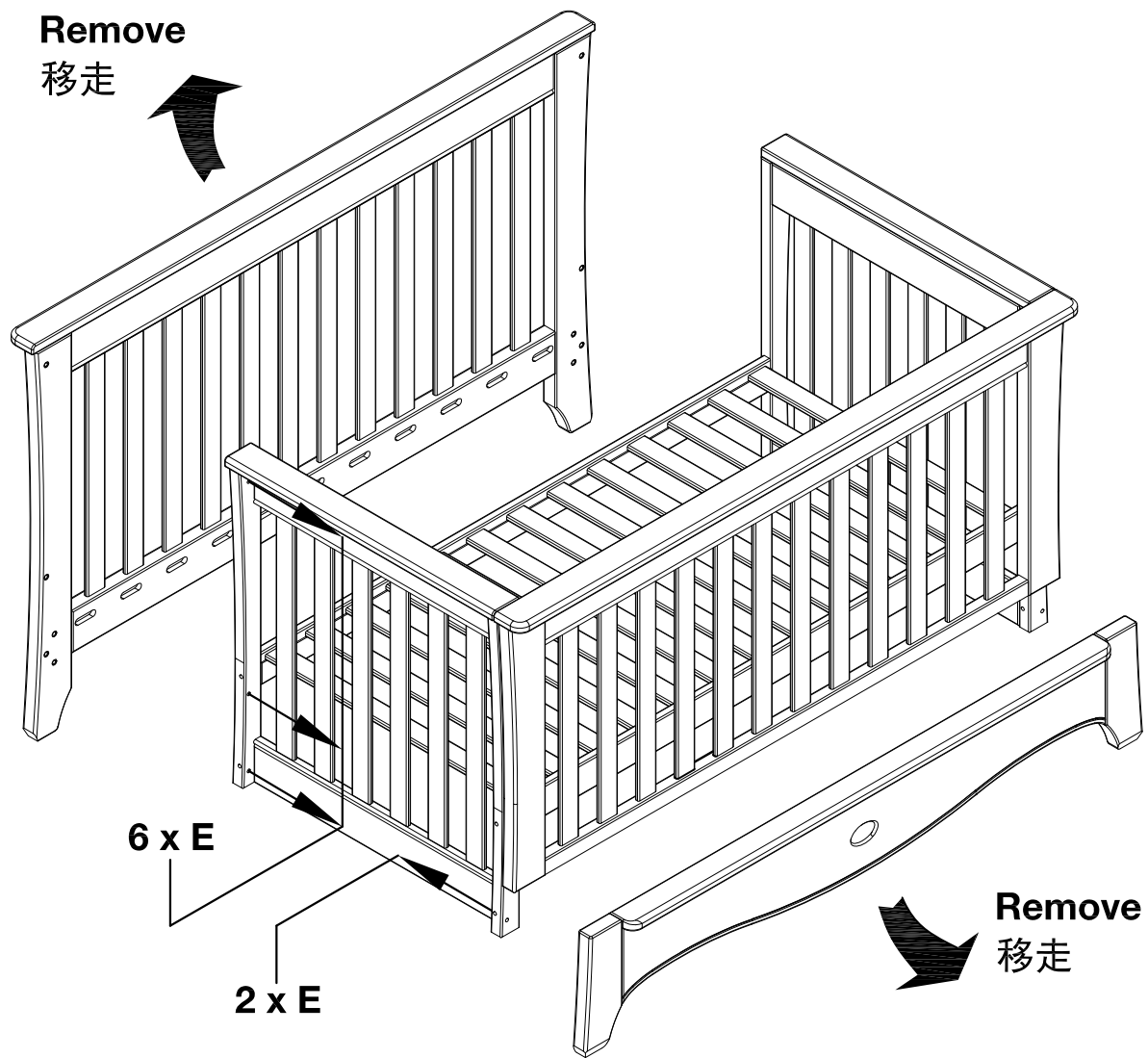
Lowering the base height.
降低床底板。



⚠ Base should be in the low position before child is able to sit up.
当宝宝可以坐起时，请将底板降至低孔位的位置，以防止小孩子爬出护栏。

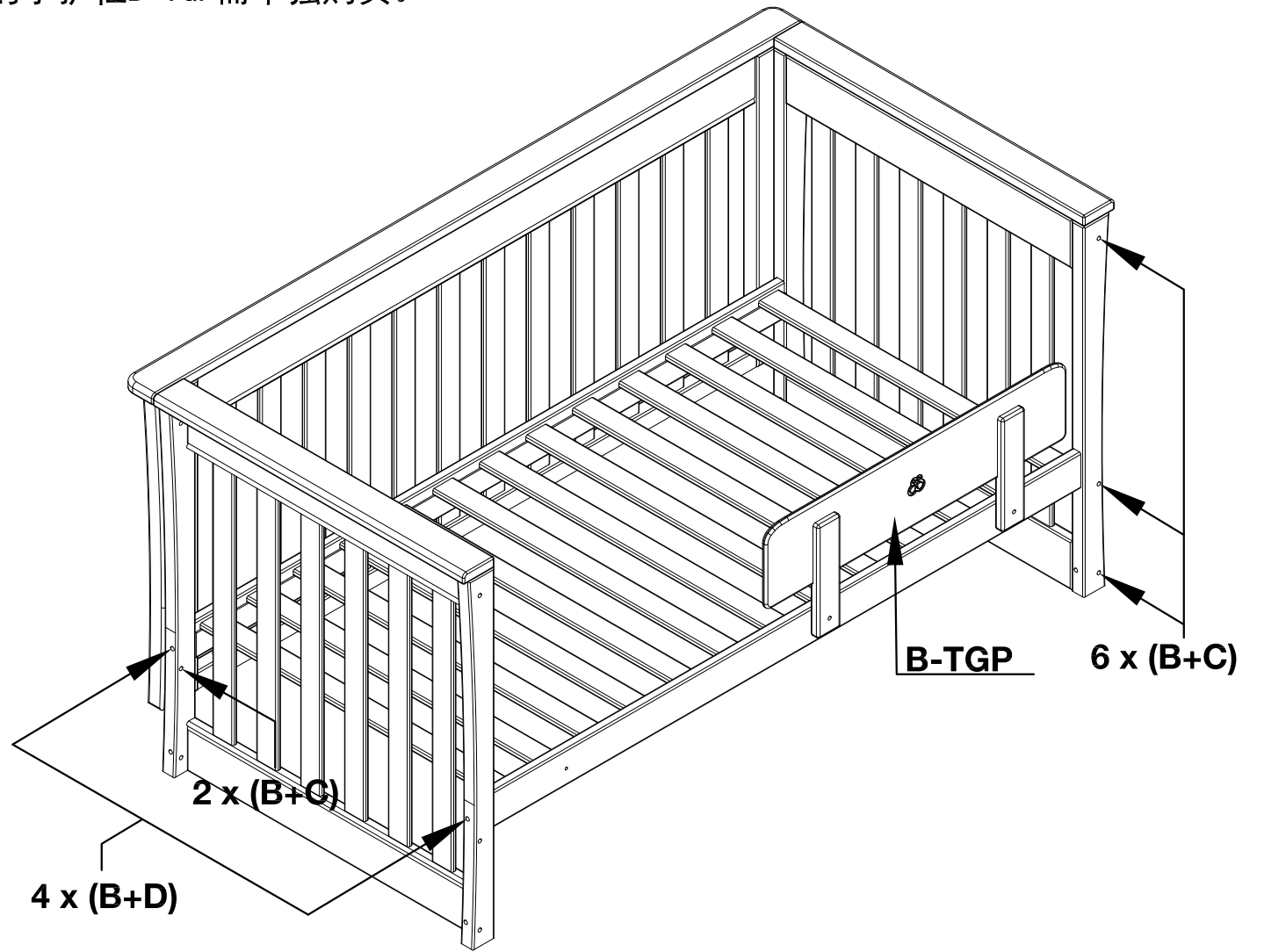
CONVERT YOUR COT TO TODDLER BED / 转换成儿童床

1

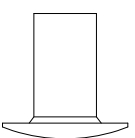


2


The Toddler Conversion item B-TGP(Universal Toddler Guard Panel) is sold separately and available in matching finish.
转换成儿童床时，所配套的小护栏B-TGP需单独购买。




B x 12



C x 8

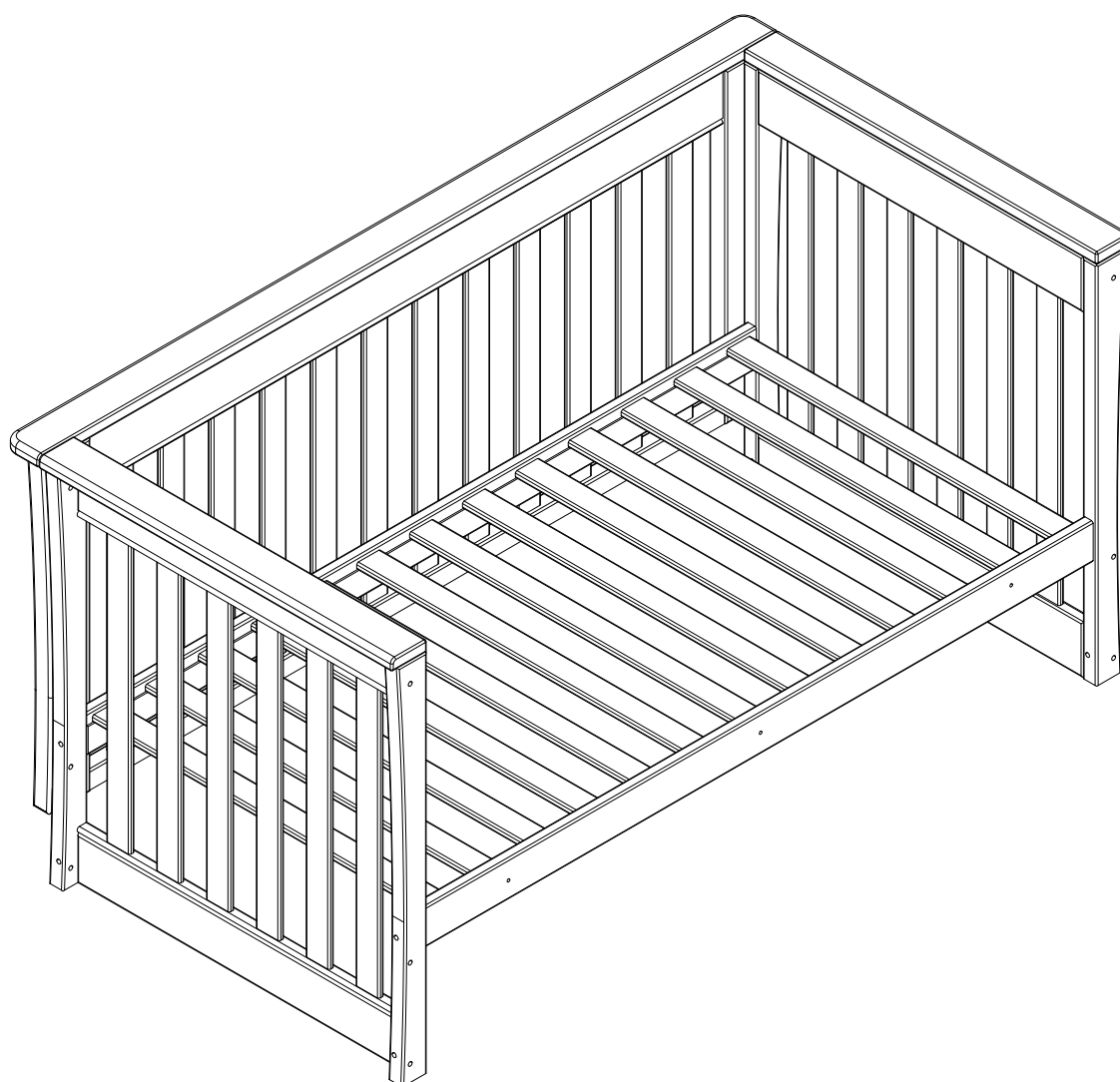
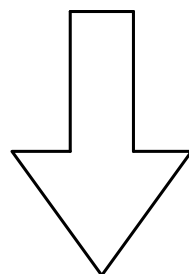
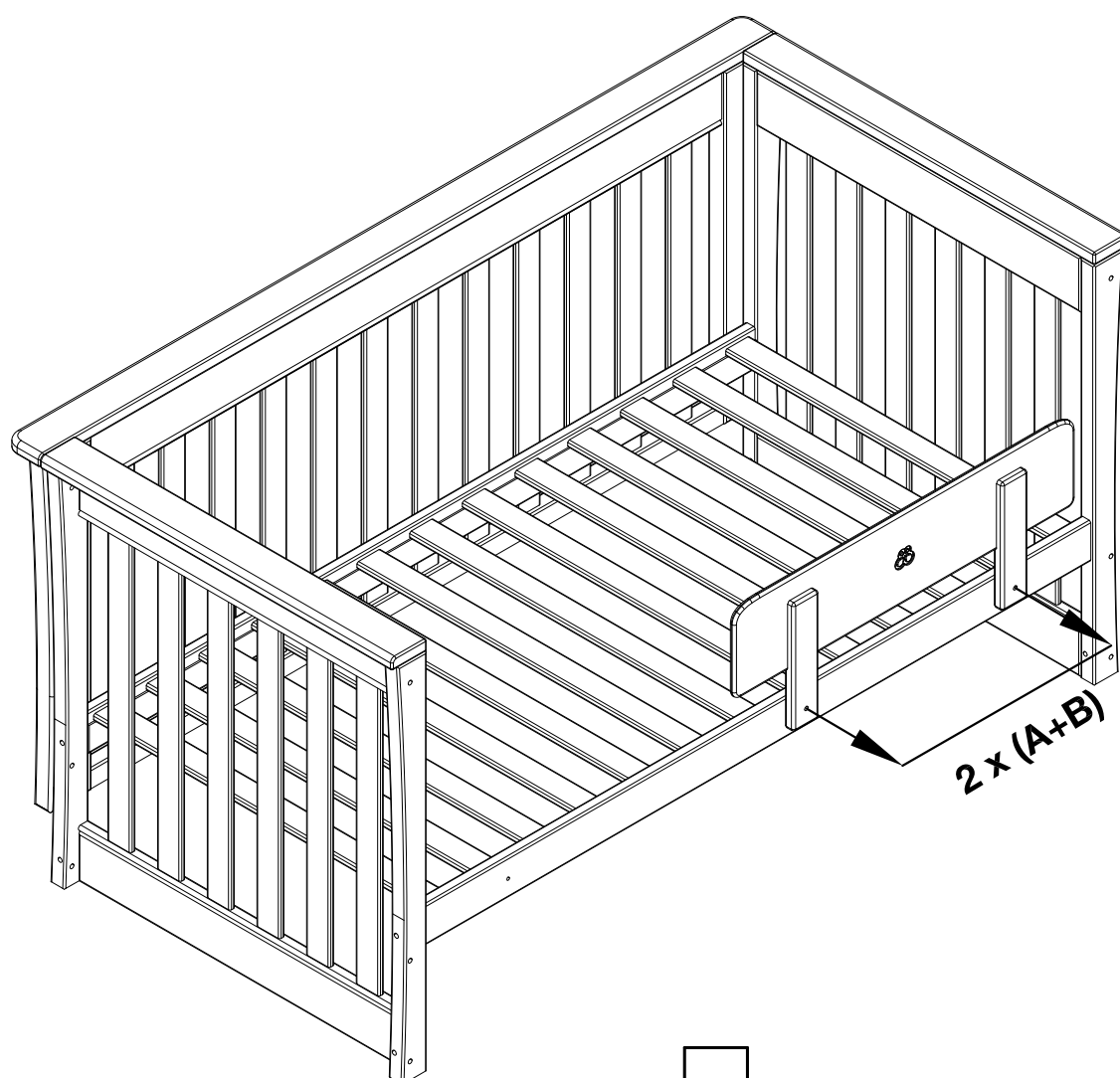


D x 4



CONVERT YOUR COT TO A SOFA / 转换成沙发

1



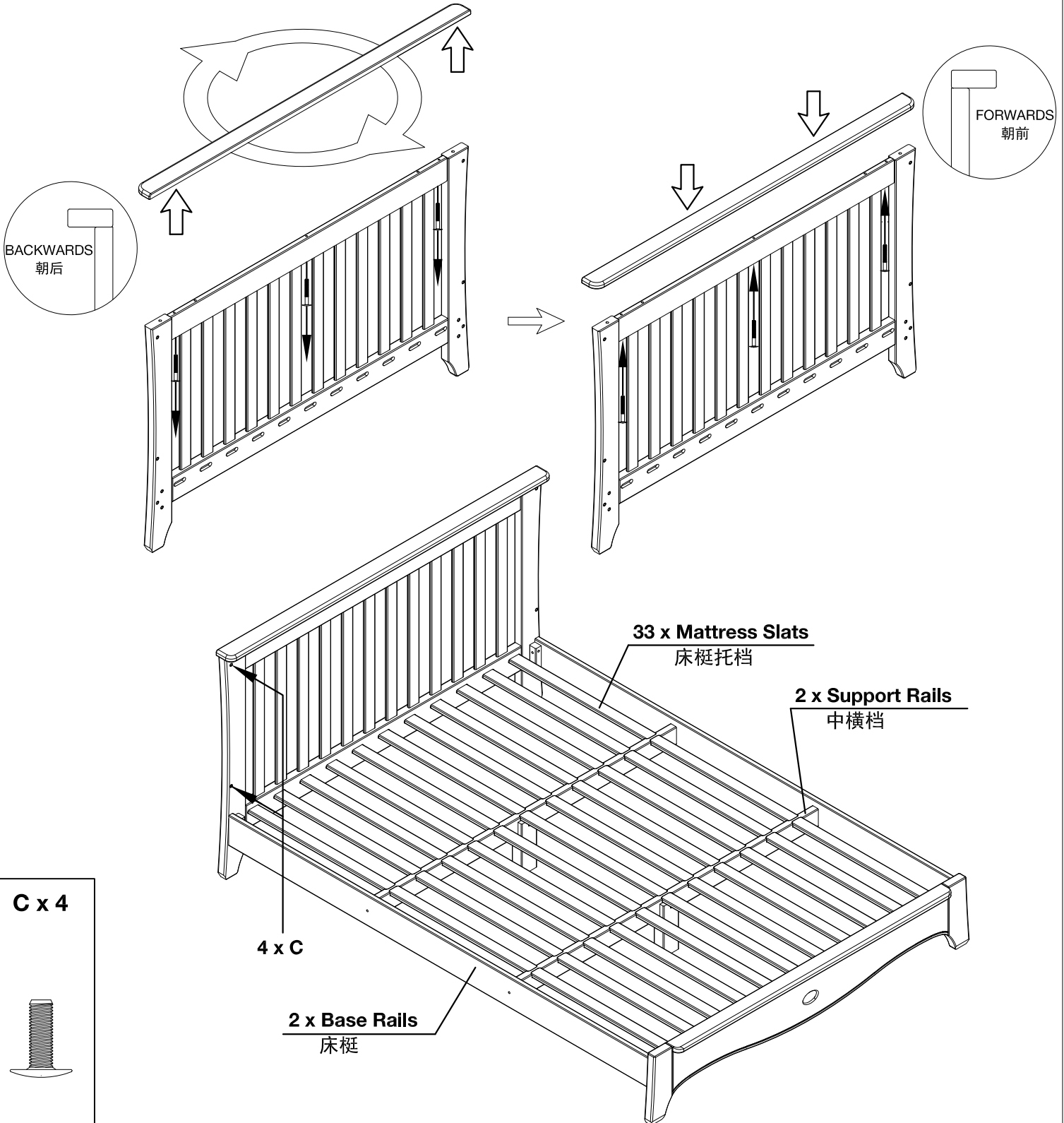
CONVERT YOUR COT TO A DOUBLE BED / 转换成双人床

1

The Full Bed Conversion, item B-CPCK (Convertible Plus Full Bed Conversion Kit) is sold separately and available in matching finish. Please contact your Boori dealer for more information.

转换至成人床，需另外购买配件B-CPCK，按照以下步骤安装后使用。
详情请就近咨询博瑞零售商。

Block the remaining holes on the Headboard Panel with 4 x C connecting bolts provided.
在床头板的剩余孔位拧上提供的4颗连接螺丝C。



Assembly instructions

NOTE: Use only spare parts approved by the manufacturer

FOR AUSTRALIA AND NEW ZEALAND (AS/NZS 2172:2013)

RECOMMENDED MATTRESS SIZE 1320mm X 700mm X 120mm

This cot has been manufactured for use with a mattress which measures 700mm wide by 1320mm long and 120 mm in thickness. The width and length are specified because it is important that the gaps between the mattress and the sides and ends of the cot will not exceed 40mm when the mattress is pushed to one side or end, and 20 mm when the mattress is centred in the cot. The thickness of the mattress has been specified to ensure that the depth of the cot is greater than 500 mm with the mattress base in the lower position to minimise the risk of a child climbing or falling out of the cot.

WARNING:

*** TO ENSURE THE SAFETY OF YOUR COT, REGULARLY CHECK ALL THE CONNECTING BOLTS AND GLIDE PINS MAKING SURE THEY ARE TIGHT.**

*** TO PREVENT FALLS OR SUFFOCATION THE MAXIMUM MATTRESS THICKNESS SHOULD NOT EXCEED 120MM**

*** WARNING: TO PREVENT FALLS, THE MATTRESS BASE OF THIS COT SHOULD BE ADJUSTED TO THE LOWEST POSITION BEFORE THE CHILD CAN SIT UP.**

* Follow the manufacturer's assembly instructions in detail to ensure the safety features of the cot are not compromised.

* Ensure the cot is placed at a reasonable distance from curtains, blinds, heaters and power points.

* Keep cot free of any toys, cushions etc that could be used as a foothold or present a danger of suffocation or strangulation.

* Keep medication, String, elastic or small items such as money out of reach from any position in the cot.

FOR THE UK (EN 716-1-2 : 2017)

RECOMMENDED MATTRESS SIZE 1320mm X 700mm x 120mm

If you leave the child unattended in the cot, always make sure that the dropside is in the highest position.

This cot has been manufactured for use with a mattress which measures 700mm wide by 1320mm long and a maximum thickness of 120mm. The width and length shall be such that the gap between the mattress and the sides and ends does not exceed 30mm. The thickness of the mattress has been specified to ensure that the depth of the cot is greater than 500mm with the mattress base in the lower position and 200mm with the mattress in the highest position to minimise the risk of a child climbing or falling out of the cot.

WARNING:

*** TO ENSURE THE SAFETY OF YOUR COT, REGULARLY CHECK ALL THE CONNECTING BOLTS AND GLIDE PINS MAKING SURE THEY ARE TIGHT, CARE SHOULD BE TAKEN THAT NO SCREWS ARE LOOSE BECAUSE A CHILD COULD TRAP PARTS OF THE BODY OR CLOTHING (EG. Strings, necklaces, ribbons for babies dummies), WHICH WOULD POSE A RISK OF STRANGULATION.**

*** TO PREVENT FALLS, THE MAXIMUM MATTRESS THICKNESS SHOULD NOT EXCEED 120MM.**

*** THE LOWEST POSITION IS THE SAFEST AND THE BASE SHOULD ALWAYS BE USED IN THAT POSITION AS SOON AS THE BABY IS OLD ENOUGH TO SIT UP.**

*** TO PREVENT INJURY FROM FALLS WHEN THE CHILD IS ABLE TO CLIMB OUT OF THE COT, THE COT SHALL NO LONGER BE USED FOR THAT CHILD.**

* Be aware of the risk of open fire and other sources of strong heat, such as electric bar fires, gas fires, etc. in the near vicinity of the cot.

* Do not use the cot if any part is broken, torn or missing and use only spare parts approved by the manufacturer.

* Do not leave anything in the cot or place the cot close to another product, which could provide a foothold or present a danger of suffocation or strangulation, e.g. strings, blind/curtain cords, etc.

* Do not use more than one mattress in the cot.

* All assembly fittings should always be tightened properly and that fittings should be checked regularly and retightened as necessary.

WARNING: (BS 8509:2008+A1:2011)

* The child's bed conforms to BS 8509:2008 +A1:2011

* Recommended mattress size 1320mm x 700mm x 120mm

* Suitable for a child from 18 months to 4 years old.

* Do not place this child's bed near heat sources, windows and other furniture.

* Do not use this child's bed if any part is broken, torn or missing.

* The bed is designed to be dismantled for storage or transportation.

* All assembly fittings should always be tightened properly and checked periodically.

* Children are likely to play, bounce, jump and climb on beds, therefore the child's bed should not be placed too close to other furniture or windows, blind cords, curtain pulls or other strings or cords, and should be placed either tight to any wall or have a gap of 300mm between the wall and the side of the bed.



Boori Care Instructions

Congratulations and thank you for choosing Boori product(s). The furniture you have purchased is constructed from high quality materials for strength and durability. Here are some tips on how you can preserve its beauty for a long time.

1. Do not expose furniture to strong sunlight, direct heat sources, extreme changes in temperature or moisture.
2. Wipe up spills immediately with a soft, clean cloth.
3. Urine spills on furniture can cause discolouration.
4. Clean furniture by wiping the surface with a soft cloth dampened with water.
5. If necessary clean furniture using a mild soap solution and wipe clean with a soft cloth dampened with water and then dry with soft clean cloth.
6. Do not use strong household cleaners.
7. Always wipe in the direction of the grain in the wood do not wipe in a circular motion.
8. Avoid contact with sharp objects, or containers containing hot liquid.
9. Avoid contact with 'rubber feet' on items such as radios, computers, telephones etc. Use a felt mat (not plastic) to protect furniture surfaces.
10. Do not open more than one drawer at a time.
11. When moving furniture do not drag always lift and place in position.

Boori Warranty

All Boori wood products carry a full five (5) years manufacturer's warranty as testimony to the quality and longevity of the range. This warranty excludes general wear & tear and damage caused, by the product not being used in accordance with its instructions or the care instructions.

During this guarantee period Boori will replace or repair any defective part. In the event of a product being replaced, as a whole unit or part thereof during the guarantee period, the guarantee on the replacement will expire five (5) years from the original purchase date.

This guarantee excludes accidental damage, misuse and or improper transporting and handling.

The warranty is void if the original product has been altered in design or colour in anyway.

All warranty claims must be lodged at the place of original purchase and proof of purchase must be provided in order to lodge a warranty claim.